

KLIK BART INDEKS

9A CROATIAN CW CONTEST	2
ARI International DX Contest	2
ARRL DX	3
ARRL 10M	4
ARRL 160M	4
ARRL RTTY Roundup Records	4
All Asian DX Contest	5
CQMM DX CW Contest	5
CQ World Wide DX Contest	6
SSB CQWW All Time Score Records for OZ.....	6
CW CQWW All Time Score Records for OZ.....	7
RTTY CQWW All Time Score Records for OZ	9
CQ World Wide WPX Contest	10
WPX SSB All Time Score Records for OZ.....	10
WPX CW All Time Score Records for OZ	11
WPX RTTY All Time Score Records for OZ.....	12
CQ 160m Contest	13
EU HF Championship	13
IARU HF Championship	14
Russian DX Contest	14
SP Int. DX Contest	15
Scandinavia Activity Contest	16
Ukrainian DX Contest resultater 2017	17
RSGB IOTA Contest	18
Work All Germany Contesten	20
WW PMC contest	20
Work All Europe DX Contest	21



9A CROATIAN CW CONTEST



HRVATSKI RADIOAMATERSKI SAVEZ
CROATIAN AMATEUR RADIO ASSOCIATION

Year	Callsign	Category	Score	QSOs	Mult	#DX	Cert
2012	OU2I (OZ1BII)	SO AB LP	189.080	575	145	31	PDF
2015	OZ2TF	SO AB HP	106.384	470	122	29	PDF
2012	OU2A	SO 80 HP	23.236	237	37	11	PDF
2005	OZ6PI	SO 40 LP	2.640	50	20	25	PDF
2013	OZ6TL	SO 20 LP	4.347	108	27	23	PDF
2012	OZ2TF	SO 160 HP	924	73	22	14	PDF
2013	OZ4FF	SO 10 LP	156	19	6	18	PDF

ARI International DX Contest

OZ rekorder

Call	#		Cat	Final Score			Claimed Score			Pen%	Pt/Qso	Year
	World	Cty		Qso	Mult	Score	Qso	Mult	Score			
OZ1JVX	17	1	SO SSB	294	193	360.524	295	193	360.717	-0.05%	6,35	2009
OU2I	29	1	SO CW	648	225	490.950	660	229	511.586	-4.0%	3,37	2012
OZ1ADL	92	1	SO RTTY	147	71	45.511	155	77	52.206	-12.8%	4,36	2013
OZ7EA	48	1	SO MIX	247	131	133.620	250	133	137.256	-2.6%	4,13	2011
OZ5BD	15	1	MOP	275	144	207.216	305	156	239.772	-13.6%	5,23	2013

- - - - - Nye kategorier fra 2014 - - - - -

Call	#		Cat	Final Score			Claimed Score			Pen%	Pt/Qso	Year
	World	Cty		Qso	Mult	Score	Qso	Mult	Score			
OZ7TM	8	1	SO SSB HP	678	289	995.605	689	291	1.014.135	-1.8%	5,08	2014
5P4MG	5	1	SO SSB LP	494	250	682.500	503	251	703.804	-3.0%	5,53	2014
OZ2TF	45	1	SO CW HP	347	141	126.195	358	144	132.624	-4.8%	2,6	2015
OV3X	8	1	SO CW LP	573	223	487.032	578	223	490.154	-0.6%	3,81	2017
OZ7EA	31	1	SO MIX HP	302	137	146.316	305	139	152.622	-4.1%	3,54	2014
OZ6TL	25	1	SO MIX LP	503	173	336.658	514	178	360.272	-6.6%	3,87	2014
OU1E	50	1	SO RTTY HP	143	66	17.358	200	68	55.556	-68.8%	1,8	2015
OZ4FF	121	1	SO RTTY LP	60	36	10.728	62	37	11.433	-6.2%	5,0	2015



ARRL DX



OZ rekorder ARRL International DX Contest

Year	Call	Mode	Score	QSOs	Mult	Class	Pwr	Band	Opr
2015	OZ5E	CW	2.227.620	2.817	274	M2X	HI	AB	OZ1ETA + OZ2U + OZ1FJB + OZ1IVA + OZ3MC + OZ1ADL
2002	OZ5W	CW	3.341.844	3.828	291	MM	HI	AB	OZ1FTU + OZ1KRF + OZ3W
2010	OZ7A	CW	835.329	1.535	187	MS	HI	AB	OZ1ETA + OZ7AM + OZ1IKY
2002	OZ1LO	CW	2.300.208	2.768	277	SO	HI	AB	
2013	OZ8AE	CW	268.272	558	162	SO	Lo	AB	
2013	OZ6OM	CW	44.880	194	85	SO	QRP	AB	
2014	OZ1LO	CW	158.859	934	57	SO	HI	10	
2013	OU2A	CW	29.172	224	44	SO	HI	15	OZ7RQ
2008	OZ7YL	CW	29.892	212	47	SO	HI	20	
2003	OZ1DTF	CW	3.588	52	23	SO	HI	40	
2013	OZ7RQ	CW	9.300	102	31	SO	HI	80	
2014	OZ0J	CW	531.846	900	201	SA	HI	AB	
2014	OZ4VW	CW	147.408	302	166	SA	Lo	AB	
2016	T48K	CW	7.595.616	7.174	356	M2X	HI	AB	[CO8ZZ, CO8DM, OH2TA, OZ1IKY]
2015	D44EE	CW	1.740.942	2.391	246	SO	Lo	AB	Out of OZ [OZ1BII]

Year	Call	Mode	Score	QSOs	Mult	Class	Pwr	Band	Opr
2010	OZ1ADL	SSB	566.406	1.247	153	M2X	HI	AB	OZ1ADL + OZ1XJ
2004	OZ5E	SSB	1.370.859	2.251	203	MS	HI	AB	OZ1ADL + OZ1XJ + OZ0J+ OZ1DD + OZ0KY + OZ6O
2015	OZ7EDR	SSB	195.426	525	126	MSL	Lo	AB	OZ6OM + OZ1ANA
2002	OZ1HXQ	SSB	1.527.720	2.195	232	SO	HI	AB	
2002	OZ1ACB	SSB	177.060	454	130	SO	Lo	AB	
2013	OZ6OM	SSB	25.704	127	68	SO	QRP	AB	
2014	OZ7AM	SSB	92.742	541	58	SO	HI	10	
2015	OZ8RH	SSB	24.969	207	41	SO	HI	15	
2014	OZ7X	SSB	468.348	2.535	62	SO	HI	20	OZ5KF
2006	OZ1ADL	SSB	46.569	361	43	SO	HI	40	
2002	OZ2ZZZ	SSB	3.528	56	21	SO	HI	80	
2015	OZ1ADL	SSB	778.734	1.326	198	SA	HI	AB	
2015	OZ4VW	SSB	48.048	177	91	SA	Lo	AB	
2009	OZ5E	SSB	5.304	69	26	SA	HI	160	OZ1XJ





ARRL 10M

OZ rekorder

Call	Score	QSOs	Mult	Class	Power	Year
OZ7HVI	359.520	831	120	MUL	HI	1990
OZ1BXM	4	1	1	MUL	LO	2011
OZ1AXG	197.184	478	104	SOU CW	HI	2014
5Q2T	106.026	281	123	SOU MIX	HI	2014
OZ1ADL	182.468	643	143	SOU SSB	HI	2014
OZ1JVX	65.632	294	112	SOU SSB	LO	2014
OZ1AA	520.520	1.001	131	SO CW	HI	2000
OZ7RQ	205.700	435	121	SO CW	LO	2011
OZ3PE	163.664	385	106	SO CW	QRP	1992
OZ5EV	389.988	1.413	138	SO MIX	HI	1979
OZ8RO	57.420	236	110	SO MIX	LO	1991
OZ6XR	2.160	37	15	SO MIX	QRP	2003
OZ1HXQ	343.808	1.264	136	SO SSB	HI	2000
OZ1INN	88.920	570	78	SO SSB	LO	2013
OZ1FMO	100	10	5	SO SSB	QRP	1993

ARRL 160M

Call	Score	QSOs	Mult	Class	Section	Year	Ops
OZ4O	40	5	4	M/M HI	OZ	2012	??
OU2V	510	17	15	SOU HI	OZ	2016	OZ1FJB
OZ3W	12.788			SO HI	OZ	1996	
OZ5PA	8			SO LP	OZ	1991	

ARRL RTTY Roundup Records

Class	Call	Score	QSO	Mult	Year
SOLP	OZ9GA	40.922	553	74	2004
SOHP	OZ1ADL	39.032	483	82	2013
SOHP/U	OU2X	21.515	338	65	2015
MSLP	OZ2MO	46.636	524	89	2005
MSHP	5Q2J	1.968	84	24	2013





All Asian DX Contest

OZ rekorder

Call	Mode	Cat	QSO	Pts	Mult	Final	Year	Operator
OZ5E	CW	SOAB	611	642	292	187.464	2012	OZ1BII
OZ7YL	CW	SO20	93	93	65	6.045	2014	
OZ1NF	CW	SO15	67	67	51	3.417	2013	
OU2W	CW	M/S	298	311	197	61.267	2012	OZ1ETA OZ1FJB
OZ1ADL	SSB	SOAB	415	506	254	128.524	2012	
OZ1ADL	SSB	SO40	16	16	16	256	2014	
OZ3PY	SSB	SO20	122	122	80	9.760	2014	
OZ8RH	SSB	SO15	147	147	93	13.671	2014	
OZ8RH	SSB	SO10	60	60	46	2.760	2013	
OZ5VF	SSB	M/S	7	7	7	49	2015	OZ5LG, OZ6MU, OZ7QU, OZ9IS
OZ3FYN/P	SSB	M/M	123	127	93	11.811	2012	OZ6OM OZ7TC OZ2JJ OZ1OM OZ1LQH OZ1LHD OZ1ETP OZ1BKY OZ1AYW DL6LZM DL1BWU DL7UAF

CQMM DX CW Contest



OZ rekorder

Year	Callsign	Op	Band	Power	80M	40M	20M	15M	10M	Total	Mults	Raw	Final	Reduct	Club
	OZ7EA	SO	ALL	HIGH	0	1	136	248	0	385	89	117.540	111.962	-4.70%	--
	OZ4FF	SO	ALL	LOW						301	99	201.280	190.890	-5.16%	DDXG
	OZ1JB	SO	ALL	QRP	0	0	11	0	0	11	8	248	232	-6.50%	--
	OZ4FF	SO	10M		0	0	0	0	8	8	9	270	270	0.00%	DDXG



CQ World Wide DX Contest

SSB CQWW All Time Score Records for OZ



Category	Call	Year	Score
Multi-Operator			
Multi-Multi	OZ9EDR	1988	10.157.720
Multi-Two	OZ5E	2004	5.544.303
Multi-One High	OZ5E	2012	5.079.013
Multi-One Low	OZ7D	2016	20.240
Single Operator - High Power			
High ALL	OZ7X	2013	5.230.816
High 10M	OZ3SK	1969	448.500
High 15M	OZ7X	2012	1.041.407
High 20M	OZ7X	2015	1.367.688
High 40M	OZ7X	2008	355.069
High 80M	OZ7X	2007	186.473
High 160M	OZ1DD	2005	125.178
Single Operator - Low Power			
Low ALL	OZ8AE	2004	849.927
Low 10M	OZ8AE	2000	221.964
Low 15M	OZ5E (K3ZJ)	2011	309.141
Low 20M	OZ7RQ	2013	86.912
Low 40M	OZ7RQ	2009	62.749
Low 80M	5P00	2010	21.344
Low 160M	OZ3SK	1992	32.178
Single Operator - QRP			
QRP ALL	OZ6OM	2013	192.873
QRP 10M	OZ6OM	2011	25.452
QRP 15M	OZ6OM	2010	4.200
QRP 20M	OZ6XR	2002	13.734
QRP 40M	OU2V	2014	1.700
Single Operator Assisted - High			
High ALL	OU4X	2012	2.931.488
High 10M	OZ1ADL	2011	915.000
High 15M	OZ7AM	2011	434.478
High 20M	OZ1ADL	2007	289.814
High 40M	OZ1ADL	2005	309.048
High 80M	OZ1DJJ	2012	49.215
High 160M	OZ4MD	2014	27.360
Single Operator Assisted - Low			
Low ALL	OZ1KVM	2015	226.728
Low 10M	OZ1DJJ	2014	28.080
Low 15M	OZ1DJJ	2015	45.399
Low 20M	OZ1DJJ	2016	20.856
Low 40M	OZ1NF	2015	26.950



Category	Call	Year	Score
Single Operator Assisted - QRP			
QRP ALL	OZ6OM	2014	231.927
Single Operator - CLASSIC Overlay			
High Power	OZ1KEF	2013	401.166
Low Power	OZ6OM	2013	192.873
Single Operator - ROOKIE Overlay			
High Power	5Q5R	2014	509.640
Low Power	OZ2CA	2013	80.340

SSB Outside OZ

Category	Call	Year	Score
Multi-Operator			
Multi-Multi outside OZ (A73A)	OZ1AA, OZ1ADL, OZ7AM +	2016	17.084.529
Multi-Multi outside OZ (XP1AB)	14 x OZ ops	2001	14.924.286
Multi-Two outside OZ (A73A)	OZ1ADL, OZ7AM ++	2015	19.171.206
Single Operator - High Power			
High ALL outside OZ (OA4O)	OZ1AA	2014	4.008.112

CW CQWW All Time Score Records for OZ

Category	Call	Year	Score
Multi-Operator			
Multi-Multi	OZ5E	2012	11.195.625
Multi-Two	OZ5E	2010	7.259.240
Multi-One High	OZ/DJ9RR	1999	3.275.965
Multi-One Low	OZ/DJ1XT	2014	363.324
Single Operator - High Power			
High ALL	OZ1LO	1999	4.658.952
High 10M	OZ8AE	1989	171.396
High 15M	OZ7BG	1968	160.720
High 20M	OZ1LD	1977	385.330
High 40M	OZ3W	1997	227.560
High 80M	OZ/DK5QN	2006	302.617
High 160M	OZ1ING	1994	85.184
Single Operator - Low Power			
Low ALL	OZ8AE	2000	1.686.924
Low 10M	OZ7BQ	2011	101.024
Low 15M	OZ8AE	2015	161.727
Low 20M	OZ7BQ	2015	137.391
Low 40M	OZ7RQ	2007	112.200
Low 80M	OZ4UN	2013	131.868
Low 160M	OZ4MD	2014	4.560
Single Operator - QRP			
QRP ALL	OZ7BQ	2008	202.840
QRP 10M	OZ6OM	2011	13.888
QRP 15M	OZ7BQ	2002	9.570



Category	Call	Year	Score
QRP 20M	OZ3PE	1991	53.298
QRP 40M	OZ7BQ	2003	18.088
QRP 80M	OZ7BQ	2004	15.618
Single Operator Assisted - High			
High ALL	OU4X	2014	5.595.144
High 10M	OZ1AXG	2014	136.814
High 20M	OZ7A (YT2T)	2015	864.432
High 40M	OZ8AE	2014	136.630
High 80M	5P3WW	2012	238.612
High 160M	OZ1IKY	2015	186.480
Single Operator Assisted - Low			
Low ALL	OZ4CG	2014	764.160
Low 15M	OZ1DJJ	2012	102.904
Low 20M	OZ1DJJ	2016	25.810
Low 40M	OZ2U	2015	87.210
Low 80M	OZ4UN	2012	82.026
Low 160M	OZ4MD	2015	10.065
Single Operator Assisted - QRP			
QRP ALL	OZ6OM	2013	149.225
Single Operator - CLASSIC Overlay			
High Power	OV3X	2013	1.497.003
Low Power	OU3A	2014	370.162
Single Operator - ROOKIE Overlay			
High Power	no entry		
Low Power	5Q5R	2014	20.670

CW Out of OZ

Category	Call	Year	Score
Multi-Operator			
Multi-Multi outside OZ [HK1NA]	OZ1IKY, OZ7AM ++	2016	29.752.976
Multi-Two outside OZ (6Y1V)	OZ7AM	2009	17.192.104
Multi-Two outside OZ (EA6IB)	OZ1AA	2006	15.395.136
Multi-One High outside OZ (ES9C)	OZ7AM	2015	16.914.368
Multi-One High outside OZ (LT1F)	OZ1AA	2013	11.160.968
Multi-One High outside OZ (CT3/OZ5DX)	OZ1LO, OZ6KT	1975	3.474.000
Single Operator - High Power			
High ALL outside OZ (EF8U)	OZ1AA	2016	9.227.431
High ALL outside OZ (C5AAO)	OZ1LO	1978	4.874.559
High ALL outside OZ (CT3BQ)	OZ1LO	1983	4.708.626
High ALL outside OZ (OX3OA)	OZ4O	2014	4.398.681
Single Operator - Low Power			
Low ALL outside OZ (XP2I)	OZ1BII	2013	2.083.158
Low ALL outside OZ (ZF2EE)	OZ1BII	2014	1.831.671

Note: Late logs are not included in records.

Har du andre CQWW Contestekspeditioner med OZ'ere vil jeg gerne høre om det!





RTTY CQWW All Time Score Records for OZ

Call	Year	Category	Score	Operator(s)
Multi Operator				
OZ4HAM	1992	MULTI-MULTI	55.970	
OZ5NJ	2012	MULTI-ONE HIGH	2.545.924	OZ5NJ OZ8LJ
OZ2MO	2004	MULTI-ONE LOW	745.218	OZ9GA OZ4SK
Single Operator				
OZ1ADL	2011	SO HP 10M	66.468	
OZ9GA	2002	SO HP 15M	224.100	
OZ8PG	2016	SO HP 20M	182.910	
OZ1ADL	2015	SO HP 40M	199.950	
OZ1ADL	2012	SO HP 80M	74.880	
OZ5NJ	2011	SO HP ALL	1.336.203	
5P5U	2011	SO LP 10M	5.863	
OZ1JVX	2011	SO LP 15M	20.235	
OZ6TL	2015	SO LP 20M	80.666	
OZ1JVX	2008	SO LP 40M	15.895	
5P9X	2013	SO LP ALL	804.750	OZ9GA
OZ1DGQ	2015	SO QRP ALL	24,119	
Single Operator Assisted				
OZ1JTE	2013	SA HP 10M	59,678	
OZ/DO5MCL	2013	SA HP 20M	96.876	DO5MCL
OZ/DF2BR	2013	SA HP 40M	79,876	DF2BR
OZ1JTE	2016	SA HP 80M	50,545	
OU4O	2016	SA HP ALL	1.145.648	OZ4O
OZ1DJJ	2013	SA LP 10M	8,493	
5P9X	2014	SA LP 40M	18,540	OZ9GA
OZ7HB	2014	SA LP ALL	202.030	





CQ World Wide WPX Contest

WPX SSB All Time Score Records for OZ

Mode	Category	Call	Year	Score	WPX
	Multi-Operator				
SSB	Multi-Multi	OZ5GX	2011	2.006.892	642
SSB	Multi-Two	OZ5E	2016	11.350.872	1.206
NEW	SSB Multi-One Low	OZ7D	2017	1.152.794	569
SSB	Multi-One High	5P3WW	2011	6.304.320	995
	Single Operator - High Power				
SSB	High ALL	5P1ER (TF3CW)	2000	6.117.648	932
SSB	High 10M	OZ7HAM (OZ1MAT)	2000	631.395	405
SSB	High 15M	OZ11A	2015	1.241.577	603
SSB	High 20M	OZ1DTF	1982	1.228.338	387
SSB	High 40M	OZ1ADL	2007	1.050.700	475
SSB	High 80M	OZ1ADL	2008	584.350	403
SSB	High 160M	OZ1HXQ	2004	413.630	311
	Single Operator - Low Power				
SSB	Low ALL	OZ4NA	2011	726.028	466
SSB	Low 10M	OZ4NA	2015	40.200	120
SSB	Low 15M	OZ1LTB	1992	291.601	289
SSB	Low 20M	OZ1JVX	2006	163.773	279
SSB	Low 40M	OU2V (OZ1FJB)	2013	175.896	252
SSB	Low 80M	OZ2ZZZ	1997	170.834	229
SSB	Low 160M	OZ3SK	2004	144.612	206
	Single Operator - QRP				
SSB	QRP ALL	OZ6OM	2016	353.958	346
SSB	QRP 20M	OZ6XR	2005	13.870	95
SSB	QRP 80M	OU2V (OZ1FJB)	2014	3.239	41
	Single Operator Assisted - High				
SSB	High ALL	OZ1ADL	2011	2.807.695	781
SSB	High 10M	OZ1ADL	2010	624	16
SSB	High 15M	OZ1ADL	2012	1.204.294	509
SSB	High 20M	OU5A (YT2T)	2011	1.492.092	651
SSB	High 40M	OZ/YT2T	2010	3.177.810	765
SSB	High 80M	OZ7AM	2011	914.977	497
NEW	SSB High 160M	OZ1ADL	2017	71.996	210
	Single Operator Assisted - Low				
SSB	Low ALL	OZ1KVM	2016	453.750	375
SSB	Low 40M	OV0V (OZ3ABE)	2013	48.162	138
SSB	Low 160M	OU2V (OZ1FJB)	2015	10.465	65
	Single Operator Assisted - QRP				
SSB	QRP ALL	OZ6OM	2014	334.521	341

SSB Out of OZ

Mode	Category	Call	Year	Score	WPX
	Multi-Operator				
SSB	Multi-Multi outside OZ (OZ1AA)	DR1A	2006	25.586.050	1435



Mode	Category	Call	Year	Score	WPX
SSB	Multi-Two out OZ (OZ7AM, 1ADL)	A73A	2014	18.377.865	1355
SSB	Multi-One High out OZ (OZ7AM)	VE2NGH	2012	2.467.941	669
Single Operator - High Power					
SSB	High ALL outside OZ (OX3LG)	OZ2ELA	1998	2.159.990	590

WPX CW All Time Score Records for OZ

Mode	Category	Call	Year	Score	WPX
Multi-Operator					
CW	Multi-Multi	OZ0XX	2002	4.928.406	813
CW	Multi-Two	OZ5E	2010	3.678.129	819
CW	Multi-One High	OZ5E	2015	9.129.288	1.176
CW	Multi-One Low	OZ/DJ5LA	2016	798.368	488
Single Operator - High Power					
CW	High ALL	OZ1LO	2001	4.393.475	775
CW	High 10M	OZ1AUX	1981	29.593	101
CW	High 15M	OZ7JZ	1981	352.560	260
CW	High 20M	OZ/RZ9OU	2005	1.171.750	545
CW	High 40M	OZ7RQ	2009	1.084.752	496
CW	High 80M	OZ2TF	2015	269.206	287
CW	High 160M	OZ1W	1982	338	13
Single Operator - Low Power					
CW	Low ALL	OV3X (OZ8AE)	2015	1.831.206	663
CW	Low 10M	OZ4RT	2008	68.115	239
CW	Low 15M	OZ/DJ1XT	2014	192.432	304
CW	Low 20M	OZ7BQ	2016	540.512	508
CW	Low 40M	OZ1FJB	2012	243.535	265
CW	Low 80M	OZ7YL	2008	39.432	124
Single Operator - QRP					
CW	QRP ALL	OZ/DK3WE	2012	487.518	386
CW	QRP 10M	OZ6OM	2012	4.263	49
CW	QRP 15M	OZ7BQ	2014	56.953	169
CW	QRP 20M	OZ3PE	1991	172.085	271
CW	QRP 40M	OZ7BQ	2004	218.025	255
CW	QRP 80M	OZ7BQ	2006	103.045	185
CW	QRP 160M	OZ1W	1980	2.376	27
Single Operator Ass - High					
CW	High ALL	5P5L (DD2ML)	2011	1.976.940	630
CW	High 10M	OU4O (OZ1FAO)	2012	8.128	64
CW	High 15M	OU4O (OZ4O)	2013	437.416	428
CW	High 20M	OZ1ADL	2014	38.503	139
CW	High 80M	OZ1IKY	2012	308.050	305
Single Operator Assisted - Low					
CW	Low ALL	OZ4CG	2015	1.574.856	621
CW	Low 10M	OZ6OM	2011	342	19
CW	Low 15M	5P3A (OZ3ABE)	2011	2.028	39
CW	Low 40M	OZ7HB	2015	92.910	190
Single Operator Assisted - QRP					




Mode	Category	Call	Year	Score	WPX
CW	QRP ALL	OU2M (DK3WE)	2015	1.813.032	676
CW	QRP 20M	OZ/HA8MT	2015	51.300	190

CW Out of OZ

Mode	Category	Call	Year	Score	WPX
	Single Operator - High Power				
CW	<i>High ALL outside OZ (OZ7AM)</i>	VE20XA	2012	4.050.144	784
	Single Operator - Low Power				
CW	<i>Low ALL outside OZ (OZ1BII)</i>	ZA/OU2I	2015	1.229.400	600
CW	<i>Low 20M outside OZ (OZ1BII)</i>	XP2I	2012	2.711.492	716

Note: Late logs are not included in records.

WPX RTTY All Time Score Records for OZ

Call	Year	Category	Score	QSOs	WPX	Hours	Operator(s)
OZ1AXG	2012	Checklog				-	
 OZ11A	2017	M-ONE HP	2.757.543	1.406	597	46.6	OZ0JD OZ6ABA
OZ1AARHUS	2017	M-TWO	363.916	455	287	12.7	OZ1ADL OX3KQ
OU2X	2015	SO HP 10M	164.120	279	220	20.3	OZ1AXG
OZ1FAO	2007	SO HP 15M	720	17	16	-	
OZ11A	2016	SO HP 20M	1.314.990	1.025	570	27.9	
OZ1ADL	2016	SO HP 40M	488.424	422	282	11.9	
OZ/DJ8ES	2009	SO HP 80M	193.772	255	193	14.5	
OZ5NJ	2013	SO HP ALL	2.118.326	1.214	581	22.8	
OU4O	2012	SO HP ALL (T)	460.660	465	310	14.5	
OZ4ZT	2016	SO LP 10M	13.230	78	70	14.8	
OZ6TL	2010	SO LP 40M	288.454	306	233	18.4	
OZ1A00	2015	SO LP 80M	174.636	246	189	19.1	
OZ1A00	2013	SO LP 80M (R)	68.200	141	124	9.5	
OZ4SK	2007	SO LP ALL	1.343.000	865	425	-	
5Q5R	2015	SO LP ALL (R)	52.750	151	125	8.5	
OZ1A00	2014	SO LP ALL (T)	259.989	338	237	30.0	
OZ4ZT	2015	SO QRP 20M (T)	5.724	57	53	6.4	
OZ1NF	2011	SO QRP ALL	45.990	121	105	12.0	

(R) = Rookie overlay category

(T) = Tribander/Single-Element overlay category

Italics = Log received after deadline. Not eligible for awards.



CQ 160m Contest



OZ rekorder - (Siden 1960)

CW

Category	Call	Year	Score	QSOs	W-VE	Cty
Single Operator High Power	OZ7YY	2009	1.399.566	1.528	56	85
Single Operator Low Power	OZ1AAR	2013	153.843	524	10	47
Single Operator QRP	OZ5WQ	1996	8.832	76	0	24
Single Operator Assisted High Power	OZ1IKY	2013	383.600	880	24	56
NEW Single Operator Assisted Low Power	OZ1DJJ	2017	41.993	157	4	45
Single Operator Assisted QRP	no entry					
Multi-Operator	OZ1ADL	2014	83.880	264	8	52

SSB

Category	Call	Year	Score	QSOs	W-VE	Cty
Single Operator High Power	OZ1DD	2008	489.630	923	26	69
Single Operator Low Power	OZ3SK	1996	67.712	298	2	44
Single Operator QRP	no entry					
Single Operator Assisted High Power	OZ1ADL	2011	228.663	515	20	61
NEW Single Operator Assisted Low Power	OZ1DJJ	2017	5.911	50	0	23
Single Operator Assisted QRP	no entry					
Multi-Operator	OZ9KY	1997	250.755	637	17	56

EU HF Championship



OZ rekorder

EU HF Championship - OZ Records									
Call	Op.	Year	Category	Vld QSO	Vld Mlt	Score	# EU	# Zone 14	# OZ
OZ2TF	OZ2TF	2015	CW - HP	1047	229	232.435	#51	#8	#1
OU2I	OZ1BII	2016	CW - LP	566	236	132.396	#74	#15	#1
OZ7EA	OZ7EA	2011	MIX - HP	227	141	30.879	#79	#12	#1
OU2M	DK3WE	2016	MIX - LP	488	194	93.508	#36	#7	#1
OZ1ADL	OZ1ADL	2014	SSB - HP	846	248	203.856	#9	#2	#1
OZ5GOL	OZ5GOL	2012	SSB - LP	272	136	34.816	#47	#12	#1





IARU HF Championship

OZ Rekorder

Call	Score	Power	QSOs	Mult	Class	Year	Opr
OZ1HQ	14.343.930	High	9.686	423	HQ	2014	
OZ5E	27.360	High	138	72	M/S	2003	
OZ7IS/M	34.560	High	158	108	R1	2015	
NEW OZ2TF	264.384	High	640	136	SA CW	2017	
NEW OZ4SOP	176.880	Low	476	132	SA CW	2017	OZ4CG
OZ0J	8.855	High	87	77	SA MIX	2016	
NEW OZ30EU	351.450	High	631	198	SA PH	2017	
OZ1KVM	104.688	Low	303	144	SA PH	2015	
OZ8SW	187.891	High	335	209	SO CW	2013	
OZ4CG	276.768	Low	548	186	SO CW	2013	
OZ7BQ	128.880	QRP	335	144	SO CW	2009	
OZ5EV	207.466	High	400	203	SO MIX	2007	
OZ4RT	59.360	Low	208	106	SO MIX	2002	
NEW OZ/SP2UUU	8.505	QRP	93	45	SO MIX	2017	
OZ5EV	252.800	High	448	160	SO PH	2010	
OZ1ACB	154.662	Low	365	149	SO PH	2003	

Russian DX Contest

OZ rekorder



Entry	Callsign	QSO	MULT	Total	Year
MOST	OZ1AA	2.234	486	7.358.040	2007
MO2T	OZ5E	3.157	580	10.181.900	2011
SOAB-MIX	OZ1AA	1.898	520	6.878.040	2002
SOAB-MIX-LP	OZ4RT	319	172	341.248	2007
SOAB-MIX-QRP	OZ7BQ	293	145	207.350	2008



Entry	Callsign	QSO	MULT	Total	Year
SOAB-CW	OV3X	795	338	1.815.736	2014
SOAB-CW-LP	OU2I	815	354	1.709.820	2013
SOAB-SSB	OZ1ADL	1.528	423	4.482.108	2005
SOAB-SSB-LP	OZ1KVM	346	205	469.450	2013
SOSB-1.8	OZ1ADL	215	68	64.940	2012
SOSB-3.5	OZ1ADL	365	91	191.919	2006
SOSB-7	OZ1ADL	386	85	150.705	2007
SOSB-14	OZ1ADL	641	137	625.953	2017
SOSB-21	OZ1ADL	218	79	134.695	2013
SOSB-28	OZ4FF	114	55	37.015	2014



Antal deltagere fra Danmark pr år

Country	1998	1999	2000	2001	2002	2003	2004	2005	2006	2007
Denmark	4	4	2	4	5	6	9	9	16	11
Country	2008	2009	2010	2011	2012	2013	2014	2015	2016	2017
Denmark	5	11	16	20	21	17	19	11	23	24

SP Int. DX Contest

SP DX Contest

OZ rekorder

CALL	Cat	Mode	QSOs	Points	Mult	Score	Year
OZ7HAM	SO AB	MIX	154	462	53	24.486	2002
OZ7EA	SO AB	MIX HP	181	543	62	33.666	2014
OZ/SP10T	SO AB	MIX LP	122	366	29	10.614	2015
OZ1ADL	SO TB	MIX	136	405	37	14.985	2009
OZ1JVX	SO AB	SSB	26	78	18	1.404	1999
5P12EU	SO AB	SSB HP	202	606	40	24.240	2012
OZ3ANT	SO AB	SSB LP	95	285	28	7.980	2008
OZ1BMA	SO AB	CW	134	402	45	18.090	2003
OU2I	SO AB	CW LP	249	747	80	59.760	2014
OU2I	SO 160	CW	7	21	6	126	2015
OZ1ADL	SO 80	SSB	195	585	16	9.360	2008
OZ4CG	SO 80	CW	74	222	16	3.552	2011
OZ1ADL	SO 40	SSB	179	537	16	8.592	2015
OZ0F	SO 40	CW	71	213	15	3.195	2004
OZ/SP10T	SO 15	CW	1	3	1	3	2009



Scandinavia Activity Contest

OZ rekorder



CW

YEAR	CALL	CLASS	PWR	QSO	POINTS	MULT	SCORE	OPERATORS
2002	OZ0R	M1	HI	1.744	4.177	241	1.006.657	OZ1ING OZ1KHZ
1999	OZ5WQ	MM	HI	1.964	4.568	253	1.155.704	TF3CW OZ3ZW OZ5WQ
2002	OZ1LO	SO	HI	1.779	4.360	229	998.440	OZ1LO
2014	OZ2I	SO	LO	1.344	3.055	166	507.130	OZ1BII
2011	OZ7BQ	SO	QRP	431	925	122	112.850	OZ7BQ
2016	OZ2TF	SA	HI	866	2.034	130	264.420	OZ2TF
2014	OZ4CG	SA	LO	956	2.061	140	288.540	OZ4CG
2015	OZ6TL	SO - WIRE	HI	403	842	82	69.044	OZ6TL
2015	OZ2I	SO - WIRE	LO	885	1.900	138	262.200	OZ1BII
2015	OZ2V	SA - WIRE	HI	587	1.276	100	127.600	OZ1FJB
NEW 2017	OZ1IVA	SA - WIRE	LO	316	645	54	34.830	OZ1IVA
2016	OZ3X	SO - TB/W	HI	1.026	2.345	142	332.990	OZ8AE
2012	OZ3X	SO - TB/W	LO	1.013	2.207	141	311.187	OZ8AE
NEW 2017	OZ4UN	SA - TB/W	HI	862	1.780	100	178.000	OZ4UN
2012	OZ3ABE	SO 10M	HI	37	87	16	1.392	OZ3ABE
2012	OZ4ABH	SO 15M	HI	170	420	31	13.020	OZ4ABH
2013	OZ7RQ	SO 20M	HI	594	1.386	55	76.230	OZ7RQ
2005	OZ0XX	SO 40M	HI	618	1.322	58	76.676	OZ3ZW
2005	OZ4O	SO 80M	HI	469	964	43	41.452	OZ4O


SSB

YEAR	CALL	CLASS	PWR	QSO	POINTS	MULT	SCORE	OPERATORS
2001	OZ5ESB	M1	HI	1.484	3.913	216	845.208	OZ1CWP OZ1DYI OZ1HXQ OZ1INN
2014	OZ3RIN	MM	HI	507	1.133	127	143.891	OZ1HHH OZ3LX OZ4PC
2002	OZ1DD	SO	HI	1.949	5.144	261	1.342.584	OZ1DD
2001	OZ0P	SO	LO	883	2.179	182	396.578	OZ1AA
2014	OZ2PBS	SA	HI	1.009	2.404	171	411.084	OZ2PBS
2014	OZ1KVM	SA	LO	139	295	69	20.355	OZ1KVM
2015	5Q2J	SA - TB/W	HI	357	763	90	68.670	OZ2JBC
2011	OZ6C	SO - ROOKIE	LO	221	606	70	42.420	OZ6C
2013	OZ4VW	SO - TB/W	LO	712	1.664	147	244.608	OZ4VW
2016	5P8Z	SO - WIRE	LO	187	393	64	25.152	OZ8ZS
2000	OZ4O	SO 10M	HI	346	999	45	44.955	OZ4O
2014	OZ6TW	SO 15M	HI	345	885	61	53.985	OZ6TW
2007	OZ2HT	SO 20M	HI	653	1.606	64	102.784	OZ2HT
2016	OZ1ZD	SO 40M	HI	635	1.298	49	63.602	OZ1ZD
2013	OZ30EU	SO 80M	HI	202	409	35	14.315	OZ30EU

[HER KAN DU SØGE I SAC RESULTATER](#)



Ukrainian DX Contest resultater 2017

Year	Call	Cat	QSO	Score	Name
2013	OZ2TF	SOHP CW AB	685	690.750	Ole Østergaard
2014	Oz4cg	SOLP CW AB	457	358.200	Carsten Gjessing
2016	OZ11A	SOHP SSB AB	551	385.944	Leif Nielsen
2016	OZ1NLD	SOLP SSB AB	292	171.168	Martin Visser
2012	OZ7EA	SOHP MIX AB	196	97.776	Elin von der Recke
2012	OZ1ADL	SO 80m	143	29.532	Jan Thøgersen
 2017	OU2I	SO 40m	49	5.481	Henning Andresen
2016	OZ9V	SO 20m	112	31.458	Poul Erik Trinderup
2013	OZ4FF	SO 10m	51	3.400	Karsten Tranberg

<http://urdx.org/results2017.php>



RSGB IOTA Contest

OZ rekorder



World stations - OZ

#W	Call	Mode	PWR	Cat	Tid	År	QSO	Mults	Final
1161	5P6Q	SSB	LP	SOA	12H	2016	89	35	33.530
162	OZ1ADL	SSB	HP	SOA	12H	2009	902	114	874.836
1042	OZ1DYI	SSB	LP	SOU	12H	2016	99	42	45.990
1266	OZ4RT	MIX	LP	SOA	12H	2010	58	35	22.890
118	OZ1ADL	MIX	HP	SOA	12H	2014	560	204	1.093.032
2038	5Q0T HA8MT	CW	QRP	SOA	12H	2015	4	3	141
1280	OZ6TL	CW	LP	SOA	12H	2015	91	29	16.211
982	OZ6TL	CW	LP	SOU	12H	2016	116	46	52.532
1223	OZ2TF	CW	HP	SOU	12H	2014	365	21	28.161
633	OZ4RT	MIX	LP	SOA	24H	2013	113	110	185.020
659	OZ7EA	MIX	HP	SOU	24H	2012	132	94	170.234
1112	OZ6TL	CW	LP	SOU	24H	2010	152	33	34.452
721	OZ7EA	CW	HP	SOU	24H	2014	159	70	99.610

Island DX Pedition - OZ

#W	Call	Mode	Pwr	Cat	Tid	År	QSO	Mults	Final
605	OZ7VEA DL7VEA	SSB	LP	SOU	12H	2011	334	61	161.406
692	OZ7BQ/P	CW	QRP	SOU	12H	2014	250	51	107.100
1115	5Q2T	CW	LP	SOA	12H	2013	362	29	64.380
769	5P2I/P	CW	LP	SOU	12H	2015	251	36	63.900
85	OZ0FR DL2VFR	MIX	HP	MS	24H	2009	1.231	215	1.725.375
494	5P6T	MIX	LP	MS	24H	2015	391	53	158.205
443	OZ7BQ/P	CW	QRP	SOU	24H	2016	354	72	240.480
264	5P5CW DL5SE	CW	LP	SOU	24H	2009	998	100	495.000
70	5P5CW DL5SE	CW	HP	SOA	24H	2016	1.191	202	1.877.590
189	5P5CW DL5SE	CW	HP	SOU	24H	2013	1.263	112	936.880



RSGB IOTA Contest (Fortsat)



Island Fixed stations - OZ									
#W	Call	Mode	Pwr	Cat	Tid	År	QSO	Mults	Final
1377	OZ4MU	SSB	LP	SOA	12H	2016	46	29	19.140
240	OZ2PBS	SSB	HP	SOA	12H	2016	642	96	574.080
443	OZ1ACB	SSB	LP	SOU	12H	2013	261	108	325.620
423	OZ30EU	SSB	HP	SOU	12H	2012	537	82	347.270
593	5Q2T	MIX	HP	SOA	12H	2016	252	66	148.500
537	OZ1IKY	MIX	HP	SOU	12H	2013	528	64	237.440
403	OZ4CG	CW	LP	SOA	12H	2016	405	77	281.435
1871	OZ4O	CW	HP	SOA	12H	2012	39	16	6.000
1282	OZ8A	CW	QRP	SOU	12H	2011	91	34	25.602
502	OZ4FF	CW	LP	SOU	12H	2012	404	84	266.280
162	OZ0FR DL2VFR	CW	HP	SOU	12H	2014	714	142	815.080
122	OZ6ABA	SSB	HP	SOA	24H	2013	1.193	141	1.464.285
611	OZ1D	SSB	LP	SOU	24H	2015	114	63	103.950
106	OZ11A	SSB	HP	SOU	24H	2016	1.199	118	1.272.630
109	OZ0TX DAØT	MIX	LP	MS	24H	2013	1.182	178	1.607.340
45	OZ0TX DAØT	MIX	HP	MS	24H	2011	1.651	294	3.040.254
1214	OZ1OP	MIX	LP	SOU	24H	2014	86	30	28.500
59	OY/OZ1AA	MIX	HP	SOU	24H	2009	1.506	251	2.396.046
130	OZ1JTE	MIX	HP	SOU	24H	2012	969	161	1.280.755
2	OZ4CG	CW	LP	SOA	24H	2017	741	117	725.400
153	OZ8SW	CW	HP	SOA	24H	2016	690	149	929.760
1157	OZ8A	CW	QRP	SOU	24H	2010	103	35	30.975
432	OZ4CG	CW	LP	SOU	24H	2011	339	94	276.078
216	OZ8SW	CW	HP	SOU	24H	2011	673	131	615.045



Work All Germany Contesten



OZ rekorder

Year	Call	Mode	Score	QSOs	Mult	Class	Pwr	Band	DXCC	Conti	Opr
2015	OZ2TF	MIX	103.488	352	98	Multi	Hi	AB	OZ	EU	5Q0T OZ2TF
2015	OZ7RQ	CW	101.124	318	106	SO	Hi	AB	OZ	EU	
2012	OU2I	CW	98.766	355	93	SO	Lo	AB	OZ	EU	
2015	OZ2PBS	MIX	111.360	464	80	SO	Hi	AB	OZ	EU	
2010	OZ4NA	MIX	44.022	253	58	SO	Lo	AB	OZ	EU	
2011	OZ8A	MIX	17.760	148	40	SO	QRP	AB	OZ	EU	

WW PMC contest

Peace Messenger Cities

"Peace cannot be kept by force.

It can only be achieved by understanding."


- Albert Einstein



#	Callsign	Cat	QSO nr.	Mults	Score	Err.	Err.	Cert	Year
8	OZ30EU	SO AB HI SSB	57	10	5.050	3	5.00%		2016
38	OZ9V	SO AB LO SSB	19	5	875	5	20.83%		2016
5	OU2W	SO AB HI CW	115	16	16.240	13	10.16%		2014
29	OU2I	SO AB LO CW	263	28	60.340	9	3.31%		2015



Work All Europe DX Contest



OZ rekorder

Call	Mode	Cat	Year	QSO	QTC	MULT	Point
OZ1LO	CW	SO-HP	1982	974	1590	585	1.499.940
OU2I (OZ1BII)	CW	SO-LP	2013	314	515	217	179.893
OZ5E (DD2ML OZ1FJB OZ1BII OZ1ADL)	CW	MULTI-OP	2017	856	1437	459	1.268.029
OZ-DR2Ø44	CW	SWL	1989	200	70	190	51.300
OZ5KU	CW	High-Band	1988	187	483	94	62.980
OZ1ADL	SSB	SO-HP	2009	978	448	195	525.504
5P9X (OZ9GA)	SSB	SO-LP	2010	705	473	638	635.239
OZ5E (OZ1ADL OZ1LCG)	SSB	MULTI-OP	2014	405	204	305	185.745
OZ-DR2Ø44	SSB	SWL	1987	33	12	82	3.690
OZ1ING	SSB	High-Band	1989	300	0	70	21.000
OZ11A	RTTY	SO-HP	2016	970	169	514	585.446
5P9X (OZ9GA)	RTTY	SO-LP	2010	804	530	656	773.800
OZ2CJ	RTTY	MULTI-OP	1977	75	83	95	15.010

Danske operatører udenfor OZ

Call	Mode	Cat	Year	QSO	QTC	MULT	Point
TC7T (OZ1IKY, DJ3CQ, DL5JQ, DJ0ZY)	CW	MULTI-OP	2014	2.145	2.156	394	1.694.594
ZF2EE (OZ1BII)	CW	SO-LP	2015	1035	1024	374	770.066

